


tapflo®

CTX HIGH PERFORMANCE CENTRIFUGAL PUMPS

2020 | 1



» All about your flow™

www.tapflo.com

» All about your flow™

We began our journey 40 years ago in Kungälv, a small town on the Swedish west coast, as a family company with an ambition to one day become a global player on the pump market.

Since 1980, we have taken pride in delivering a wealth of knowledge and passion for pumps to the industry, whilst supplying a wide range of premium products for various industrial applications.

Over the years, the company has developed into a global Tapflo Group with branches and distributors present in nearly every region of the world.

One thing did not change - we are still a family company.

Our solutions are designed and manufactured in Europe and distributed globally to offer the best service and flow solutions to our customers for a variety of applications.

Our values, Commitment, Quality and Simplicity are reflected both in our product and business approach.



For fast and flexible service and high-quality products readily available worldwide, choose Tapflo.

Quality commitment

At Tapflo we are simply committed to quality. As a result, our production standards, as well as products quality, comply with various globally recognised certification and quality control standards. The Tapflo manufacturing process is certified according to ISO 9001:2015, confirming that our processes are appropriate, effective, customer-focused and continuously improved.



Tapflo values

Our culture is concluded in Our values

Commitment

We are different from our competitors because of our willingness to exceed the customers' expectations, move fast and be flexible. Our culture is based on the spirit of togetherness, enthusiasm and integrity. We come from all over the world but we share the same values and we respect each other. We are committed.

Quality

We understand that the quality in our work is never better than the weakest link, that's why we focus on every small detail. We share a common passion for continuously finding more efficient and effective ways to provide value to our customers. As a manufacturer we have control of the complete process both in terms of our products and the way we operate internally. That is why we manufacture the highest quality pumps in our segment.

Simplicity

We have a saying, "Simple is art" which means we try to find smooth and uncomplicated solutions in everything. By keeping it simple we can focus on the essential, like designing uncomplicated pumps with few components. For us it is a key to success; strive to simplify what is complex.

CTX

High performance centrifugal pumps

The premium pump series from Tapflo with superior performance

Thanks to the robust construction and a compact and reliable design, CTX pumps assure long term failure-free operation thus short downtimes.

CTX pumps are available in Hygienic (CTX H) and Industrial execution (CTX I).

CTX H - hygienic execution

- » **wetted parts** mirror polished to **Ra<0.8** as standard (**Ra<0.5** on request),
- » **external surfaces** sandblasted to **Ra<3.2**.

CTX I - industrial execution

- » **wetted parts** and **external surfaces** sandblasted to **Ra<3.2** as standard.

Fast facts

Capacity:	2.5 - 125 m ³ /h
Max head:	88 m
Liquid temperature range:	-10 °C ... + 120 °C
Ambient temperature range:	-20 °C ... + 40 °C



EN 10204



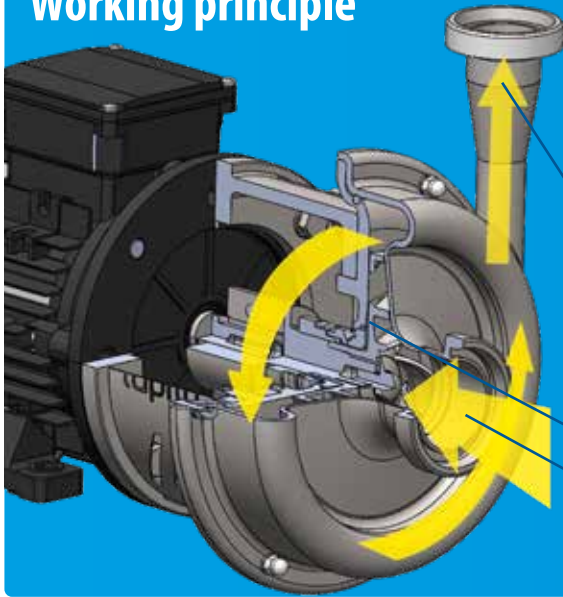
Certificates may vary depending on material execution of particular product.



Features & Benefits

- ✓ Designed for the applications requiring high efficiency
- ✓ Available in Hygienic & Industrial execution
- ✓ Single or double mechanical seal
- ✓ Low noise & low vibration
- ✓ The Impeller can be adjusted (trimmed) to the specific duty point
- ✓ Robust construction and easy maintenance thus less downtime
- ✓ Modular design concept
- ✓ Low NPSHr

Working principle



IMPELLER

The key component of a centrifugal pump is an impeller. It is connected to a motor through a drive shaft and rotated at high speed.

SUCTION

The fluid enters the pump housing alongside the impeller rotation axis which provides centrifugal acceleration to the liquid.

DISCHARGE

The fluid flows radially outward through the pump casing, from where it exits into the discharge piping.

DISCHARGE

IMPELLER

SUCTION

Wide range of applications

The CTX pumps are optimized for highly efficient performance over a wide range of operating conditions.



Food & Beverage CTX H

Transfer of various ingredients and products like edible oil, flavor, alcohol and juice. There are also many auxiliary applications like the transfer of cleaning liquids and water.



Dairy CTX H

Transfer milk, yogurt, cream, curds and whey, skimmed milk, butter, cottage cheese, melted cheese, ice cream.



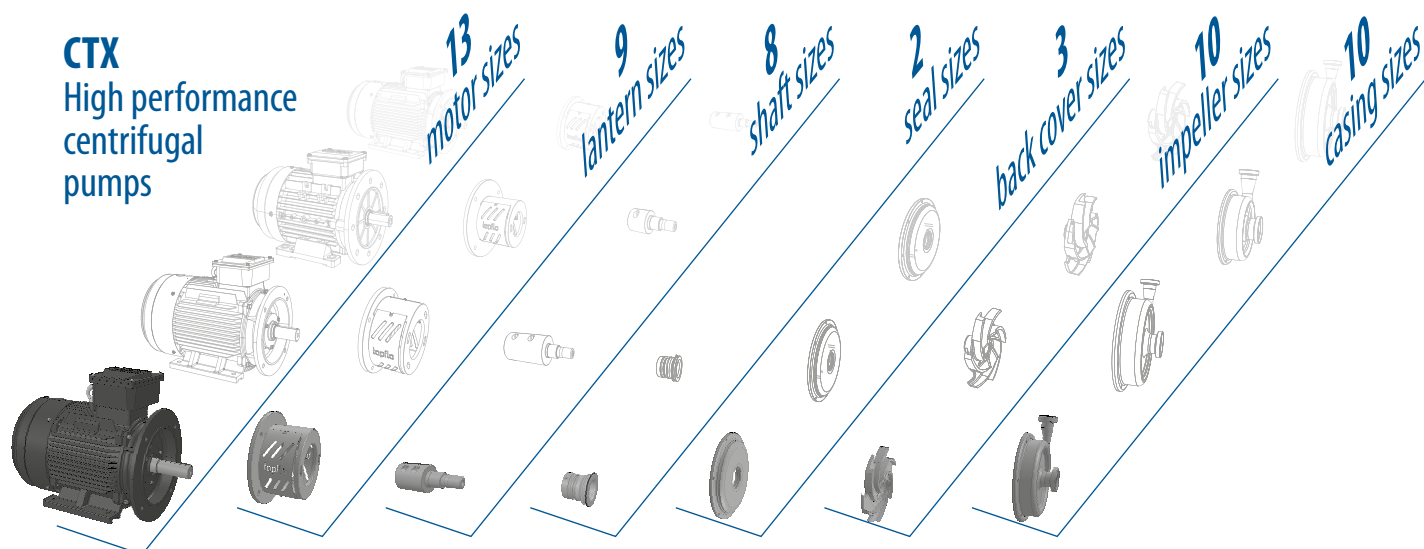
Chemical & Pharma CTX H & CTX I

Transport of chemicals and ready products from storage tanks, containers and baths, for example in degreasing. Transfer of soap, SLES, solvents, creams, oils, alcohol, gels. Handling of waste products.

Modular product concept

for diverse application conditions

The modular product concept of the CTX pump series allows bigger flexibility in terms of the adaptation to different application conditions. This also means higher versatility of the pump with quick and easy upgrade options. The interchangeability of the parts between pump types and sizes makes the pump maintenance cheaper and easier to manage.



CTX
High performance
centrifugal
pumps


Open impeller

CTX series pumps from Tapflo are available with an **open impeller** which can be **trimmed and adapted** to the needs of the medium and application.

Open impeller ensures **stable operation, low noise, low vibrations, and robust construction.**

An open impeller is a perfect solution for pumping **highly viscous media also with suspended solids.**

Pump size	Impeller diameter	
	Max.	Min.
40-165	165	120
50-145	145	115
50-200	200	160
65-175	175	130
65-230	230	170
65-240	240	190
80-205	205	155
80-212	212	160
80-260	260	195
100-230	230	170



Designed for Quality Performance

Hygienic mechanical seal arrangement

Single mechanical seal

The mechanical seal spring is located on the dry side of the pump. The mechanical seal assembly is not in contact with the medium what makes the pump fully cleanable.



Double mechanical seal

The seal is applied when hostile media conditions occur i.e. high viscosity, content of solids, liquid is gaseous or hazardous. Seal in back-to-back arrangement is installed in separate chamber.



Variety of connections

CTX H Hygienic execution - DIN 11851, DIN 32676 and others (on request)

CTX I industrial execution - flanged connections according to EN 1092-1 type 11, ANSI 150 or BSPT thread



Casing available in Ra<0.5

» Hygienic CTX H - **wetted parts** mirror polished to **Ra<0.8** as standard (**Ra<0.5** on request), **external surfaces** sandblasted to **Ra<3.2**.



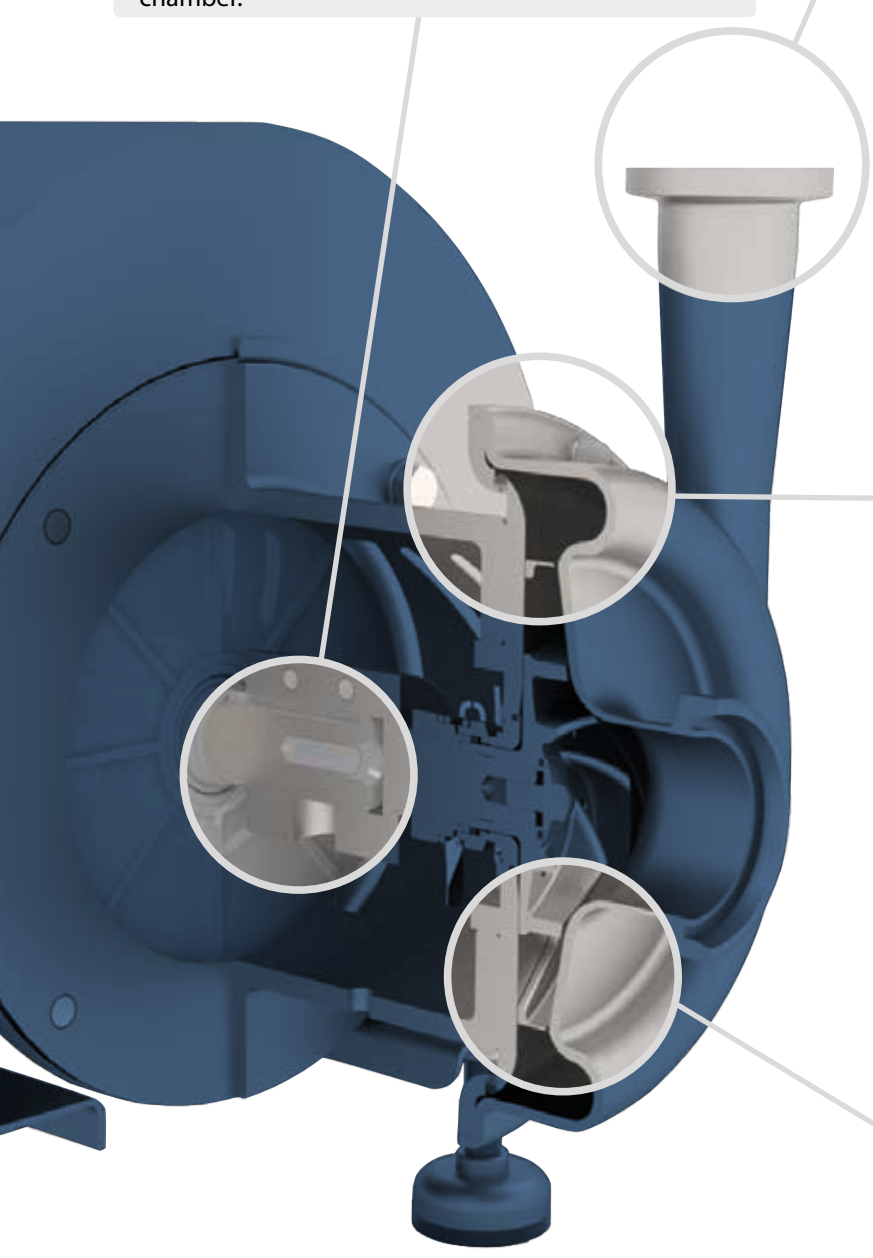
» Industrial CTX I - sandblasted **Ra 3.2** of the wetted parts and the external surfaces



Optimized casing and impeller design for an outstanding performance

The shapes of the chamber and the impeller are an outcome of an advanced multivariate analysis and numerous performance tests.

Both elements were mutually designed to deliver the most efficient flow of the liquid.

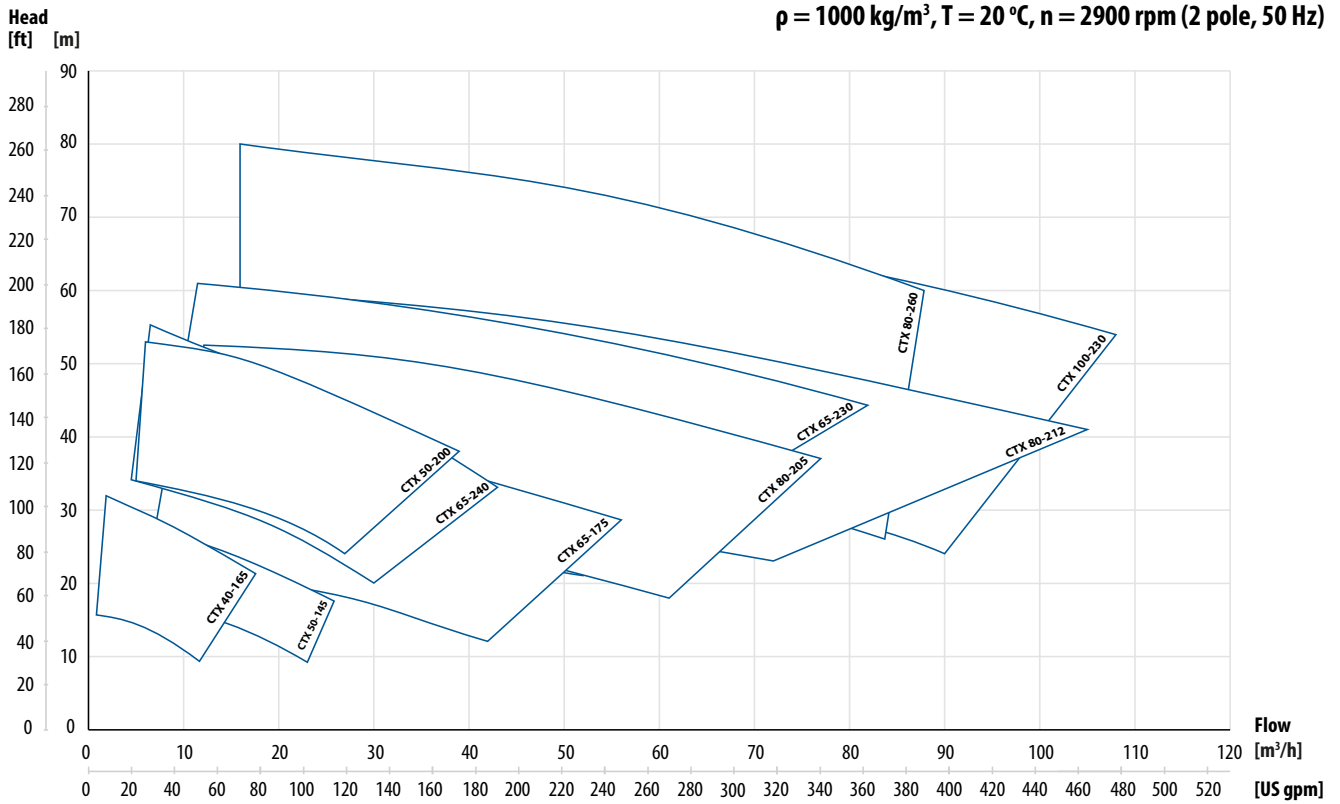


Performance curves

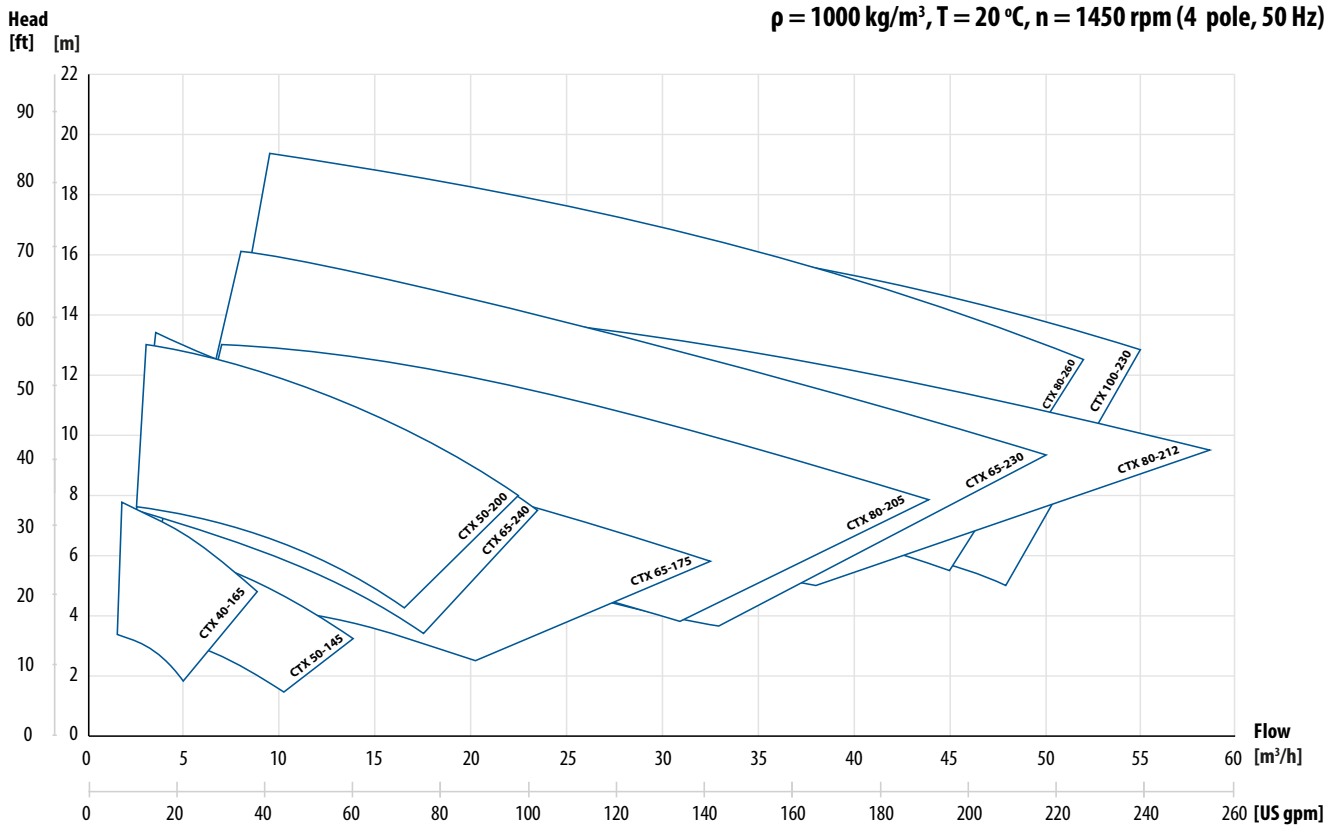
The performance curves are based on water.

Individual performance curves available on request.

$\rho = 1000 \text{ kg/m}^3, T = 20 \text{ }^\circ\text{C}, n = 2900 \text{ rpm (2 pole, 50 Hz)}$



$\rho = 1000 \text{ kg/m}^3, T = 20 \text{ }^\circ\text{C}, n = 1450 \text{ rpm (4 pole, 50 Hz)}$



Changes reserved without notice

CTX H- hygienic series

Technical data

Materials, data and limits

Casing	Stainless steel AISI 316L electropolished Ra<0.8
Impeller	Stainless steel AISI 316L electropolished Ra<0.8
Mechanical seal	Single, SiC/carbon (std) or SiC/SiC, FDA approved Double, SiC/carbon (std) or SiC/SiC, FDA approved
O-rings	EPDM, FKM, NBR (all FDA approved)
Motor	IP55; IEC frame B35; PTC thermistor; IE3; 3-phase
Pressure rating @ 20°C	PN10 – CTX 40-165, CTX 50-145, CTX 50-200, CTX 65-175 PN16 – CTX 65-230, CTX 65-240, CTX 80-205, CTX 80-212
Liquid temp.	-10 °C ... +120 °C (140 °C for short periods during SiP)
Ambient temp.	-20 °C ... +40 °C
Viscosity	max ~150 cSt



Connection dimensions

Model	DIN 11851 thread (std.)		DIN 32676 clamp		SMS3017 clamp		SMS 1145 thread		RJT thread	
	Inlet	Outlet	Inlet	Outlet	Inlet	Outlet	Inlet	Outlet	Inlet	Outlet
40-165	DN40	DN32	DN40	DN32	38	33.7	38	32	1.5"	1.25"
50-145	DN50	DN40	DN50	DN40	51	38	51	38	2"	1.5"
50-200	DN50	DN40	DN50	DN40	51	38	51	38	2"	1.5"
65-175	DN65	DN50	DN65	DN50	63.5	51	63.5	51	2.5"	2"
65-230	DN65	DN50	DN65	DN50	63.5	51	63.5	51	2.5"	2"
65-240	DN65	DN40	DN65	DN40	63.5	38	63.5	38	2.5"	1.5"
80-205	DN80	DN50	DN80	DN50	76.1	51	76	51	3"	2"
80-212	DN80	DN65	DN80	DN65	76.1	63.5	76	63.5	3"	2.5"
80-260	DN80	DN65	DN80	DN65	76.1	63.5	76	63.5	3"	2.5"
100-230	DN100	DN80	DN100	DN80	101.6	76.1	101.6	76	4"	3"



Built-on inverter

The Inverter allows full control over the operation of the pump by influencing motor speed. Changing motor speed affects the pumping parameters.



Hygienic shroud

The hygienic motor shroud in AISI 304L protects the motor against flooding, deposition of dirt, from spraying water during pump cleaning procedure.



Adjustable feet

The perfect solution allows the pump to be easily adapted to uneven, sloped ground. It can be used when there is need move to different location.



Brackets for fixing on concrete fundamentals

Complete pump unit may stand on a baseplate to avoid movement. It can be firmly, permanently fixed to the ground.

Changes reserved without notice

CTX I- industrial series

Technical data

Materials, data and limits

Casing	Stainless steel AISI 316L glassblasted Ra<3.2
Impeller	Stainless steel AISI 316L electropolished Ra<3.2
Mechanical seal	Single, SiC/carbon (std) or SiC/SiC, FDA approved Double, SiC/carbon (std) or SiC/SiC, FDA approved
O-rings	EPDM, FKM, NBR (all FDA approved)
Motor	IP55; IEC frame B35; PTC thermistor; IE3; 3-phase
Pressure rating @ 20°C	PN10 – CTX 40-165, CTX 50-145, CTX 50-200, CTX 65-175 PN16 – CTX 65-230, CTX 65-240, CTX 80-205, CTX 80-212
Liquid temp.	-10 °C ... +120 °C (140°C for short periods during SiP)
Ambient temp.	-20 °C ... +40 °C
Viscosity	max ~150 cSt



Connection dimensions

Model	BSPT male thread		EN1092-1 flange (std.)		ANSI 150 flange	
	Inlet	Outlet	Inlet	Outlet	Inlet	Outlet
40-165	1.5"	1.25"	DN40	DN32	1.5"	1.25"
50-145	2"	1.5"	DN50	DN40	2"	1.5"
50-200	2"	1.5"	DN50	DN40	2"	1.5"
65-175	2.5"	2"	DN65	DN50	2.5"	2"
65-230	2.5"	2"	DN65	DN50	2.5"	2"
65-240	2.5"	1.5"	DN65	DN40	2.5"	1.5"
80-205	3"	2"	DN80	DN50	3"	2"
80-212	3"	2.5"	DN80	DN65	3"	2.5"
80-260	3"	2.5"	DN80	DN65	3"	2.5"
100-230	4"	3"	DN100	DN80	4"	3"



Built-on inverter

The Inverter allows full control over the operation of the pump by influencing motor speed. Changing motor speed affects the pumping parameters.



Adjustable feet

The perfect solution allows the pump to be easily adapted to uneven, sloped ground. It can be used when there is need move to different location.



Industrial flanged connections

The industrial CTX I pumps are equipped with connections according to EN 1092-1 type11, ANSI 150 or BSPT thread.

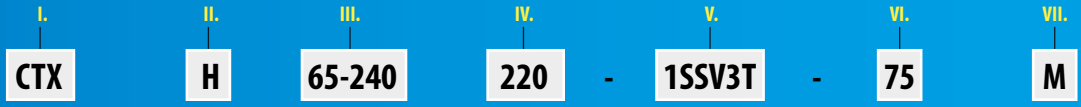


Brackets for fixing on concrete fundamentals

Complete pump unit may stand on a baseplate to avoid movement. It can be firmly, permanently fixed to the ground.

Changes reserved without notice

CTX Pump code



I. CTX = Tapflo centrifugal pump

II. Pump execution:

H = Hygienic

I = Industrial

III. Pump size (inlet DN – max impeller diameter [mm]):

40-165	65-240
50-145	80-205
50-200	80-212
65-175	80-260
65-230	100-230

IV. Impeller size:

Pump size	Impeller diameter	
	Max.	Min.
40-165	165	120
50-145	145	115
50-200	200	160
65-175	175	130
65-230	230	170
65-240	240	190
80-205	205	155
80-212	212	160
80-260	260	195
100-230	230	170

V. Pump options:

1. Mechanical seal:

Blank* = SiC/carbon/EPDM

SSS = SiC/SiC/Silicone

SSE = SiC/SiC/EPDM

SSV = SiC/SiC/FKM

SSN = SiC/SiC/NBR

SGV = SiC/graphite/FKM

SGS = SiC/graphite/Silicone

SGN = SiC/graphite/NBR

2. Type of Mechanical Seal

Blank* = Single mechanical seal (standard)

D = Double mechanical seal - back-to-back arrangement

3. Connection options

Blank* = EN 1092-1 flange on CTX I

Thread DIN 11851 on CTX H

A = ANSI flange (CTX I only)

B = BSPT female thread (CTX I only)

C = SMS 3017 clamp (CTX H only)

T = Clamp DIN 32676 (CTX H only)

S = Thread SMS 1145 (CTX H only)

R = Thread RJT (CTX H only)

P = ISO 1127 clamp (CTX H only)

W = No connection – plain weld end

Z = Camlock male connection (CTX I only)

4. Special executions

P05 = extra polishing Ra <0,5 (CTX H only)

VI. Motor power / IEC motor size:

2900 rpm motors (2-pole):

15 = 1.5 kW/ (IEC motor mechanical size 90S)

22 = 2.2 kW/ (IEC motor mechanical size 90L)

30 = 3.0 kW/ (IEC motor mechanical size 100L)

40 = 4.0 kW/ (IEC motor mechanical size 112M)

55 = 5.5 kW/ (IEC motor mechanical size 132S)

75 = 7.5 kW/ (IEC motor mechanical size 132S)

110 = 11.0 kW/ (IEC motor mechanical size 160M)

150 = 15.0 kW/ (IEC motor mechanical size 160M)

185 = 18.5 kW/ (IEC motor mechanical size 160L)

220 = 22.0 kW/ (IEC motor mechanical size 180M)

300 = 30.0 kW/ (IEC motor mechanical size 200L)

370 = 37.0 kW/ (IEC motor mechanical size 200L)

VII. Motor options:

M = Motor shroud with hygienic feet

N = Motor shroud with mounting bracket

V...F... = Motor for special voltage, frequency

C = External cooling for motor

UL = UL/CSA certified motor

IP.. = IP class for motor

D = Built on frequency inverter

* = standard execution

MOBILE SOLUTIONS

Mobile Pump Units are found as the best solution for the users of spread technological processes. The portability of the Units allows easy movement to various locations. This means almost limitless application.



Product range

Diaphragm pumps & accessories

NEW



Electrically operated pumps



PE & PTFE pumps



Metal pumps



Pharmaceutical pumps



Sanitary pumps



TC Intelligent pumps



Powder pumps



TF Filter press pumps

NEW



Steinle filter press pumps



Aseptic pumps

Peristaltic Pumps



Active pulsation dampeners



Systems & accessories



Trolleys



PT pumps



PTL pumps

Centrifugal pumps, filter units & accessories

NEW



CTX centrifugal pumps



CTI & CTH centrifugal pumps



CTS self-priming centrifugal pumps



CTV vertical centrifugal pumps



CTP plastic centrifugal pumps



CTM magnetic drive centrifugal pumps



Trolleys



FT Filter units

Sweden

Filaregatan 4 | S-442 34 Kungälv

Tel: +46 303 63390

Fax: +46 303 19916

E-mail addresses:

Commercial questions: sales@tapflo.com

Orders: order@tapflo.com

Tech support: support@tapflo.com

Tapflo products and services are available in 75 countries on 6 continents.

Tapflo is represented worldwide by own Tapflo Group Companies and carefully selected distributors assuring highest Tapflo service quality for our customers' convenience.

AUSTRALIA | AUSTRIA | AZERBAIJAN | BAHRAIN | BELARUS | BELGIUM | BOSNIA | BRAZIL | BULGARIA | CANADA | CHILE | CHINA | COLOMBIA | CROATIA | CZECH REPUBLIC | DENMARK | ECUADOR | EGYPT | ESTONIA | FINLAND | FRANCE | GREECE | GEORGIA | GERMANY | HONG-KONG | HUNGARY | ICELAND | INDIA | INDONESIA | IRAN | IRELAND | ISRAEL | ITALY | JAPAN | JORDAN | KAZAKHSTAN | KUWAIT | LATVIA | LIBYA | LITHUANIA | MACEDONIA | MALAYSIA | MEXICO | MONTENEGRO | MOROCCO | NETHERLANDS | NEW ZEALAND | NORWAY | POLAND | PORTUGAL | PHILIPPINES | QATAR | ROMANIA | RUSSIA | SAUDI ARABIA | SERBIA | SINGAPORE | SLOVAKIA | SLOVENIA | SOUTH AFRICA | SOUTH KOREA | SPAIN | SUDAN | SWEDEN | SWITZERLAND | SYRIA | TAIWAN | THAILAND | TURKEY | UKRAINE | UNITED ARAB EMIRATES | UNITED KINGDOM | USA | UZBEKISTAN | VIETNAM

Tapflo Group Companies

Australia

Tapflo Oceania (Pty)
Tel: +61 1800 303 633
sales@tapflo.com.au

Austria

Tapflo Austria
Tel: +43 732 27292910
sales@tapflo.at

Baltic States

Tapflo Latvia
Tel: +371 67472205
sales@tapflo.lv

Belarus

Tapflo Belarus
Tel: +375 17 3934609
sales@tapflo.by

Belgium

Tapflo Benelux B.V.
Tel: +31 (0)85 00 743 00
info@tapflo.nl

Bulgaria

Tapflo EOOD
Tel: +359 (0)2 974 18 54
office@tapflo.bg

Canada

Tapflo Canada
Tel: +1 514 813 5754
canada@tapflo.com

Croatia

Tapflo d.o.o.
Tel: +385 91 4884 666
sales@tapflo.hr

Czech Republic

Tapflo s.r.o.
Tel: +420 513 033 924
tapflo@tapflo.cz

China

Tapflo (Wuxi)
Tel: +86 510 8241 7072
sales@tapflo.cn

Denmark

Tapflo Danmark
Tel: +45 36 454600
info@tapflo.dk

France

Tapflo France
Tel: +33 1 34 78 82 40
info@tapflo.fr

India

Tapflo Fluid Handling India Pvt Ltd
Tel: +91 20 65000215
ac@tapflo.in

Ireland

Tapflo Ireland Ltd
Tel: +353 1 2011911
info@tapflo.ie

Italy

Tapflo Italia
Tel: +39 0362 306528
info@tapfloitalia.com

Japan

Tapflo Japan K.K.
Tel: +81-3-6240-3510
tapflojp@tapflo.co.jp

Kazakhstan

Tapflo Kazakhstan
Tel: +7 727 3278347
sales@tapflo.kz

Netherlands

Tapflo Benelux B.V.
Tel: +31 (0)85 00 743 00
info@tapflo.nl

Poland

Tapflo Sp. z o.o.
Tel: +48 58 530 42 12
info@tapflo.pl

Romania

S.C. Tapflo Rom. S.r.l.
Tel: +40 21 3451255
sales@tapflo.ro

Russia

Tapflo Company
Tel: +7 495 232 18 28
sales@tapflo.com.ru

Serbia

Tapflo d.o.o.
Tel: +381 21 44 58 08
sales@tapflo.rs

Slovakia

Tapflo s.r.o.
Tel: +421 911 137 883
tapflo@tapflo.sk

Slovenia

Tapflo GmbH
Tel: +386 68 613 474
sales@tapflo.hr

Spain

Tapflo Iberica
Tel: +34 91 8093182
avives@tapfloiberica.es

South Africa

Tapflo (Pty) Ltd
Tel: +27 31 701 5255
sales@tapflo.co.za

Turkey

Tapflo Makina Ltd
Tel: +90 216 467 33 11
sales@tapflo.com.tr

Ukraine

TOB Tapflo
Tel: +380 44 222 68 44
sales@tapflo.ua

Uzbekistan

Tapflo Uzbekistan
Tel: +998 712370940
sales@tapflo.uz

United Kingdom

Tapflo (UK) Ltd
Tel: +44 2380 252325
sales@tapflo pumps.co.uk